Türkiye 2026

Country overview · economy · media · culture



Content

01 Country Overview

02 Demographics

03 Politics

04 Economics

05 Business & Trade

06 Consumption & Media

07 Culture & Tourism



COUNTRY OVERVIEW

Republic of Türkiye

official form

Ankara

capital city

81 provinces

administrative divisions

783,562 km²

total area



Verified · Source: CIA World Factbook; official administrative information cross-checked, 2026

DEMOGRAPHICS

Population profile



86.1M
population
2025

0–14
20.4%

15–64
68.5%

65+
11.1%

İstanbul
15.7M
largest city population, 2025

Source: Turkish Statistical Institute (TÜİK), Address Based Population Registration System, 2025

Türkiye's Natural Resources

STRATEGIC RESOURCES
A STRONGER TOMORROW

Metallic Minerals

KEY INPUTS FOR INDUSTRY AND TECHNOLOGY



Chromium

Stainless steel & special alloys



Copper

Electrical equipment & clean energy



Iron

Steel production & industrial use



Gold

Value, electronics & investment



Silver

Electronics, clean energy & industrial use



Zinc

Galvanization, batteries & alloys



Lead

Batteries & radiation shielding



Nickel

Stainless steel & advanced alloys



Molybdenum

High-performance alloys & industrial use



Industrial Minerals

ESSENTIAL RAW MATERIALS FOR MODERN LIFE



Boron

Advanced materials, clean energy & high-tech applications



Natural Stones

Marble, travertine and other natural stones for construction & design

Strategic / Energy Minerals

CRITICAL RESOURCES FOR THE FUTURE



Uranium

Nuclear energy & clean power



Thorium

Advanced nuclear energy & next-generation technologies



Trona

Soda ash, chemicals & clean energy technologies



Rare Earth Elements

High-tech electronics, renewable energy & advanced manufacturing

editable build target

Source: Republic of Türkiye Ministry of Energy and Natural Resources (2026).

Türkiye’s Renewable Energy & Electricity Balance

Installed capacity as of Aug 2026; annual production and consumption figures for 2025

TOTAL INSTALLED CAPACITY

126.9 GW

Aug 2026

CORE RENEWABLES

~62.9%

hydro + wind + solar + geo



Renewable installed capacity by source

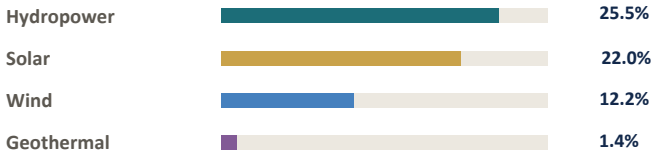

ELECTRICITY PRODUCTION

362.9 TWh

2025, +2.4% y/y

ELECTRICITY CONSUMPTION

360.9 TWh

2025, +2.1% y/y

WIND + SOLAR

21.4%

of 2025 generation

Electricity generation mix, 2025

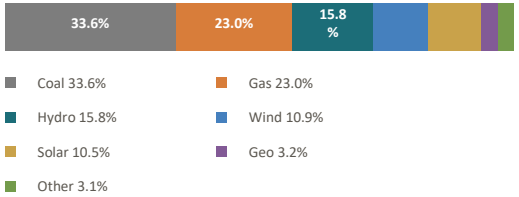

Source: T.C. Enerji ve Tabii Kaynaklar Bakanlığı, Electricity information page, updated 18 Sep 2026; ETKB news release, 21 Jan 2026.// https://enerji.gov.tr/medya-haberler

Turkey’s Renewable Energy Potential (mid-2025)

Hydropower: 32.3 GW

Wind: 13.5 GW

Geothermal: 1.7 GW

Solar: 22.9 GW



Turkey’s potential renewable electric sources are enough to meet the Turkey’s current demand 3 times.

Source: https://enerji.gov.tr/haber-detay?id=21543

Demographics

Türkiye 2026



MARKAM

Population



86,092,168 (2025) (18th in the world)

0-14 years: 20.4% (male 9,003,506/female 8,559,296)

15-64 years: 68,5% (male 29,663,912/female 29,309,221)

65+ years: 11,1% (male 4,283,627/female 5,299,432)

Source: TÜİK ADNKS 2025 – Population & age groups | https://data.tuik.gov.tr/

Turkey Population Density Map

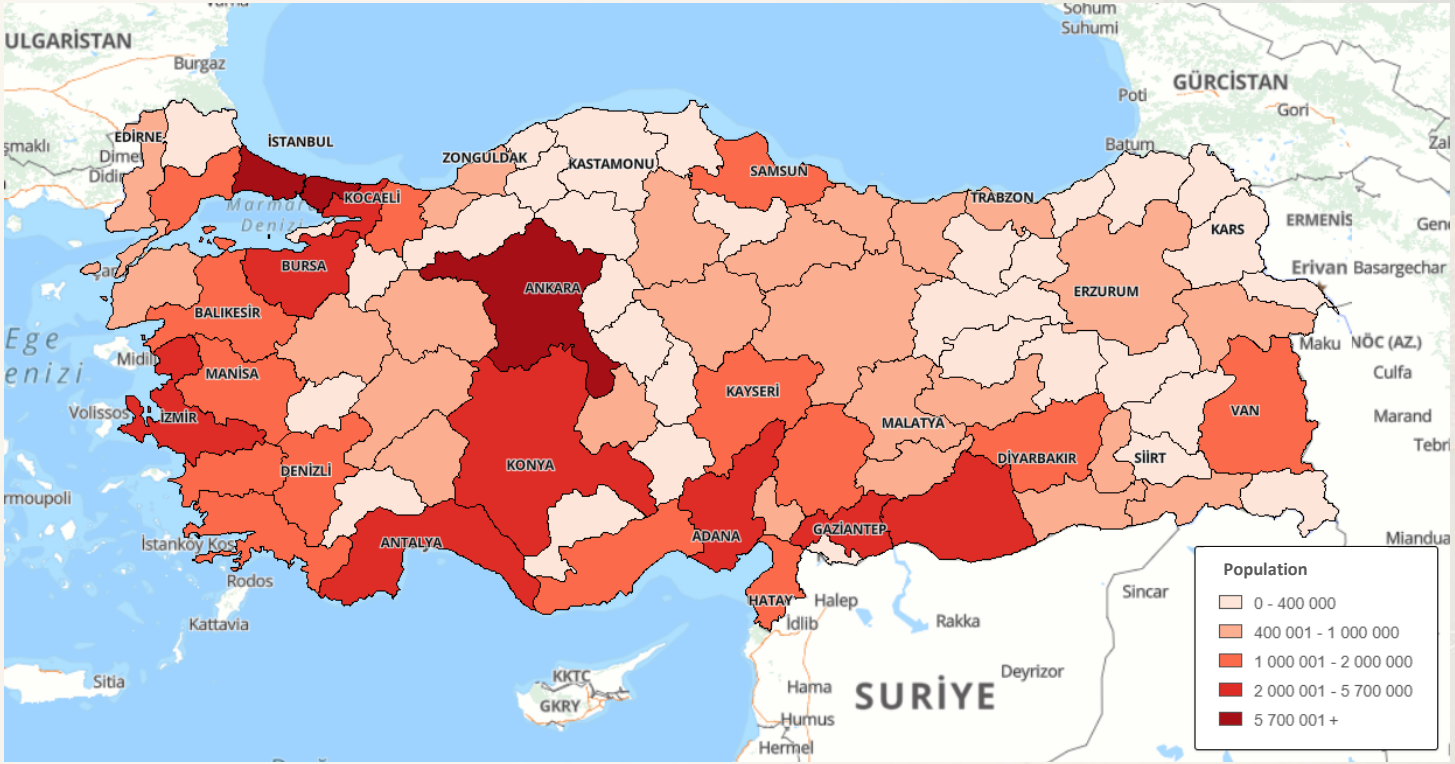

Current Population by Age and Sex

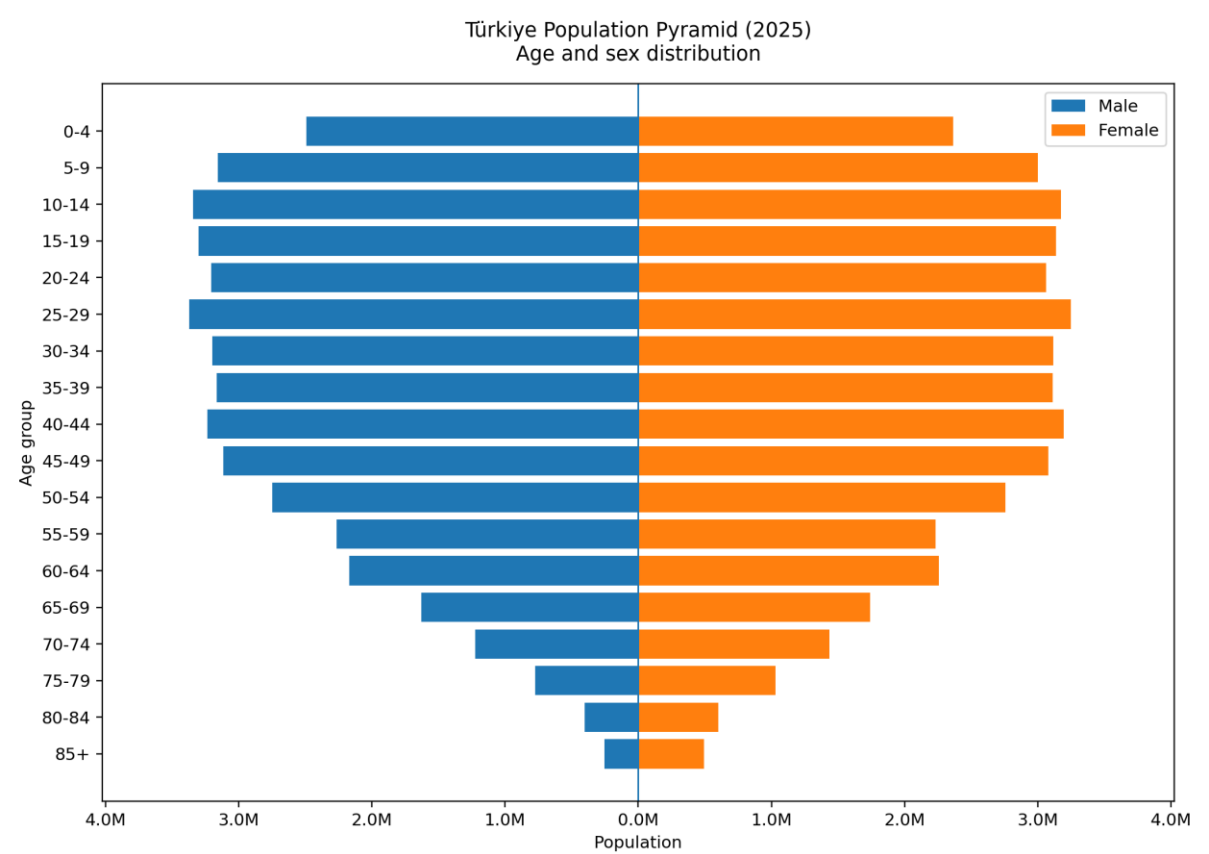

Source: TurkStat (TÜİK), Women in Statistics 2025, Table 1.2 "Population by sex and age group, 1950–2025"; ABPRS 2025.

Türkiye 2026

Country Profile

A market shaped by scale, regional diversity, digital acceleration and a strong connection between culture, commerce and tourism.

MARKAM

October 2026